

ALICE IN HOWARD COUNTY



2022 Point-in-Time Data

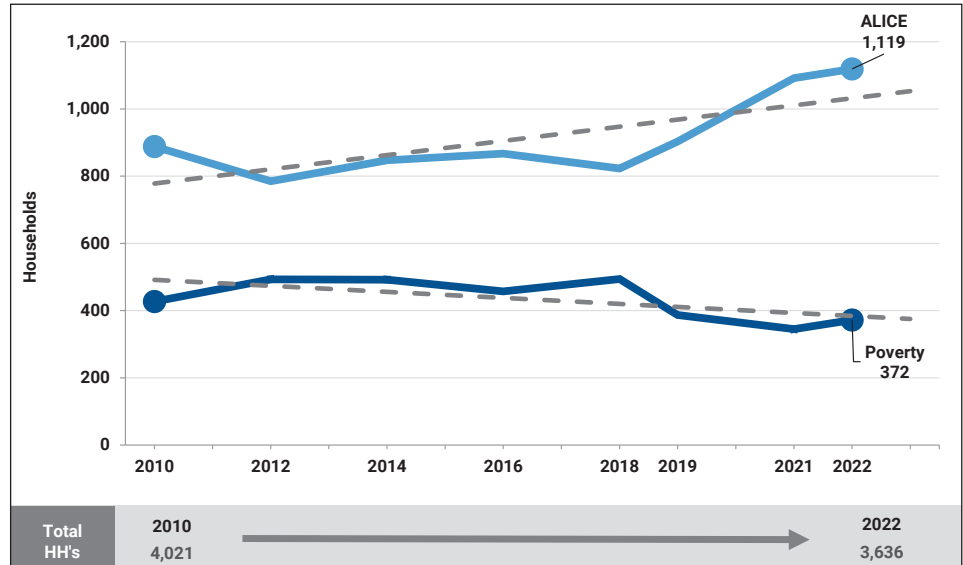
Population: 9,479 • **Number of Households:** 3,636
Median Household Income: \$63,947 (state average: \$69,588)
Labor Force Participation Rate: 65.4% (state average: 66.6%)
ALICE Households: 31% (state average: 26%) • **Households in Poverty:** 10% (state average: 11%)

Financial Hardship Over Time

ALICE is an acronym for **A**sset **L**imited, **I**ncome **C**onstrained, **E**mloyed – households that earn more than the Federal Poverty Level, but less than the basic cost of living for the county (the ALICE Threshold). Households below the ALICE Threshold – ALICE households plus those in poverty – can't afford the essentials.

Households move below or above the ALICE Threshold as economic factors and circumstances change. This was especially true amid the economic crosscurrents of the COVID-19 pandemic, with higher wages, inflation, and additional pandemic assistance. By 2022, 1,491 households (41%) were below the ALICE Threshold in Howard County.

Households by Income, Howard County, 2010–2022



Note: See an interactive version of this data at UnitedForALICE.org/iowa

Sources: ALICE Threshold, 2010–2022; American Community Survey, 2010–2022

The Cost of Basics Outpaces Wages

The Household Survival Budget reflects the minimum cost to live and work in the current economy and includes housing, child care, food, transportation, health care, technology, and taxes. It does not include savings for emergencies or future goals like college or retirement. The Household Survival Budget is calculated at the county level and by household composition, as costs can vary greatly depending on location and household needs.

In 2022, household costs in Howard County were well above the Federal Poverty Level of \$13,590 for a single adult and \$27,750 for a family of four.

To see costs for different household compositions in Howard County, visit UnitedForALICE.org/Household-Budgets/iowa

Household Survival Budget, Howard County, 2022

	SINGLE ADULT	2 ADULTS, 1 INFANT, 1 PRESCHOOLER
Monthly Costs and Credits		
Housing – Rent	\$371	\$429
Housing – Utilities	\$163	\$310
Child Care	–	\$1,172
Food	\$453	\$1,235
Transportation	\$386	\$1,036
Health Care	\$196	\$715
Technology	\$86	\$116
Miscellaneous	\$166	\$501
Tax Payments	\$272	\$1,069
Tax Credits	\$0	-\$433
Monthly Total	\$2,093	\$6,150
ANNUAL TOTAL	\$25,116	\$73,800
Hourly Wage*	\$12.56	\$36.90

*Wage working full-time required to support this budget

For ALICE Survival Budget sources, visit UnitedForALICE.org/Methodology

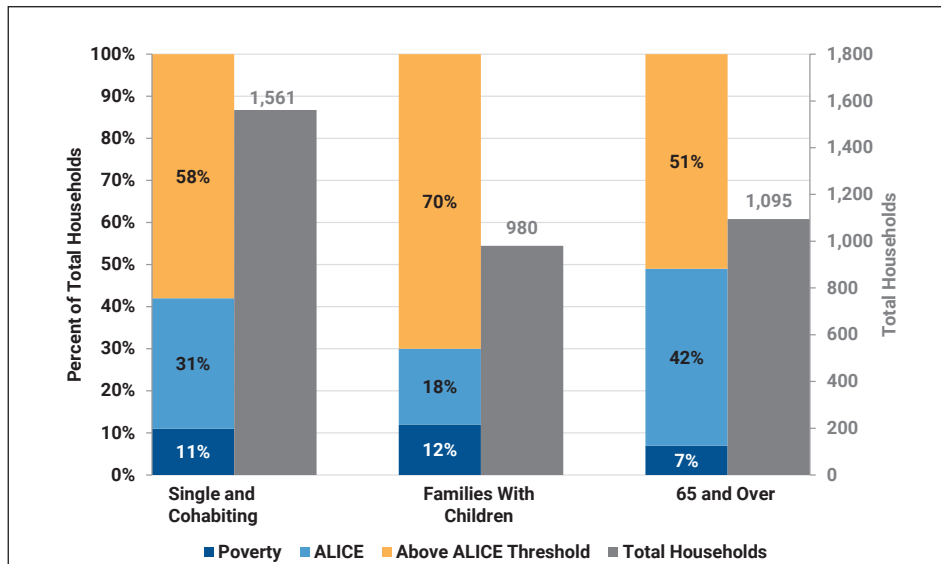
Financial Hardship is Not Evenly Distributed

Groups with the largest number of households below the ALICE Threshold tend to also be the largest demographic groups. However, when looking at the percentage of each group that is below the ALICE Threshold, some groups are more likely to be ALICE than others.

By addressing the disparities in financial hardship by county demographics, community members can move toward more equitable solutions.

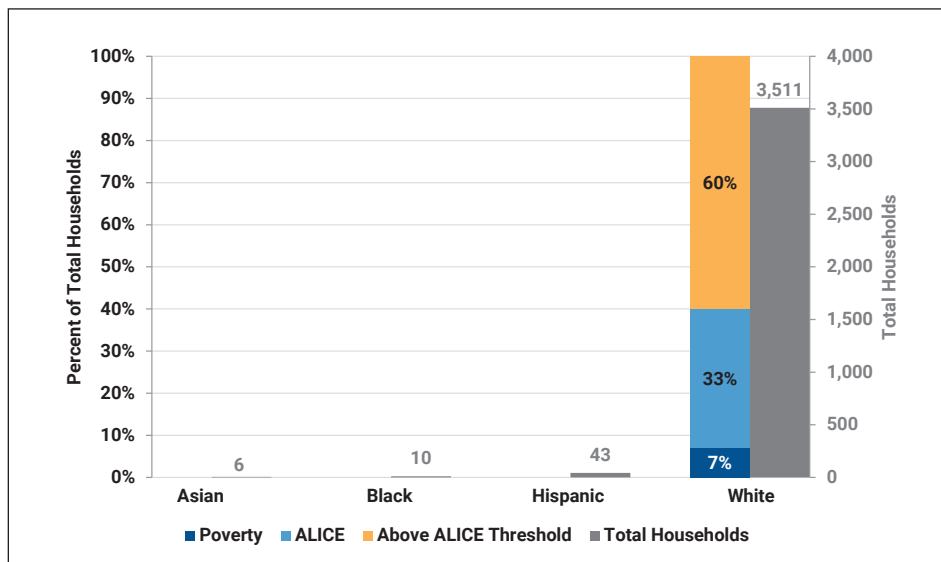
Visit UnitedForALICE.org/iowa to view more national, state, and county data.

Household Financial Status by Household Type, Howard County, 2022



Sources: ALICE Threshold, 2022; American Community Survey, 2022

Household Financial Status by Race/Ethnicity, Howard County, 2022



Note: Asian, Black, and White racial categories are for one race alone. Race and Hispanic ethnicity are overlapping categories. The Asian and Black groups may include Hispanic households; the White group includes only White, non-Hispanic households. The Hispanic ethnic group may include households of any race.

Sources: ALICE Threshold, 2022; American Community Survey, 2022

Howard County, 2022		
Town	Total Households	% ALICE & Poverty
Cresco city	1,495	44%
Elma city	257	64%
Lime Springs city	184	40%
Protivin city	154	45%

Note: Municipal-level data on this page is 1 or 5-year averages for Incorporated Places. Counties and Places with populations over 65,000 are 1-year averages; otherwise, they are 5-year averages. Geographies with fewer than 100 households are not included. Therefore, totals will not match the county-level numbers.